

Thanks for requesting your detailed market report! It includes current home values, pricing trends, and inventory updates for your area. If you'd like help interpreting the numbers for your buying or selling goals, I'll be happy to interpret for you.



Realtor

 <http://www.OrlandoAreasHomes.com>

10752 Deerwood Park Blvd., Suite 100
Jacksonville, FL 34242

Market Trends

Market Trends for Orlando, Florida

Single Family + Condo/Townhouse/Apt.

October 2025

Market Type

Seller's Market

Balanced Market

Buyer's Market

Key Details

Months of Inventory

4.9

↓ 5.95% MoM

Sold to List Price %

96.5%

↓ 0.64% MoM

Median Days in RPR

49

↑ 40% MoM

Median Sold Price

\$399,900

↓ 1.26% MoM

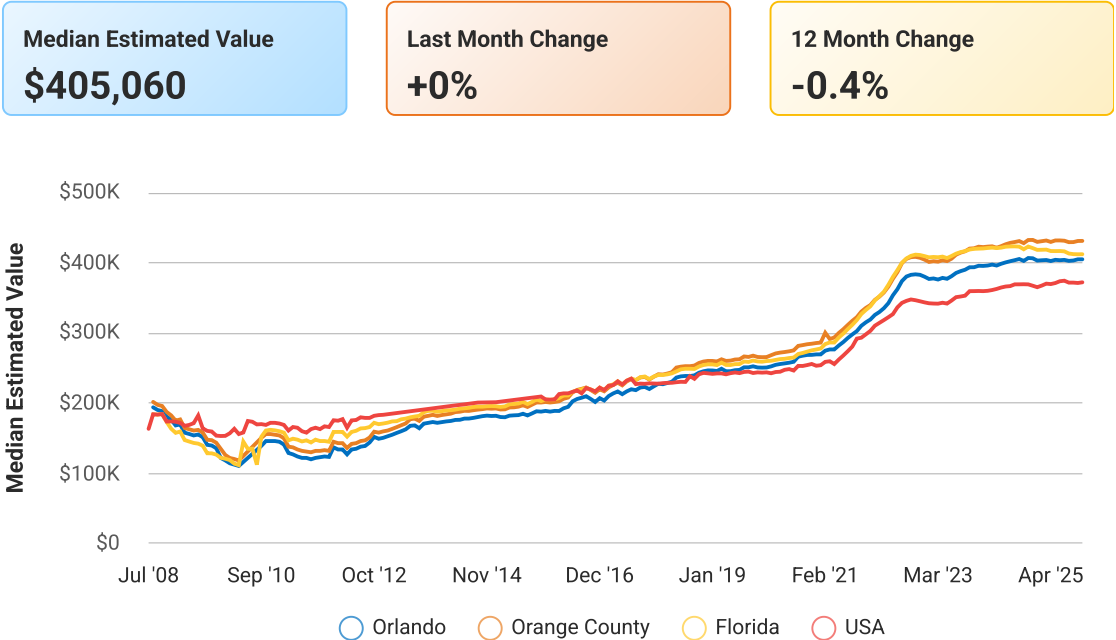
November 2025 Median Estimated Property Value

Single Family + Condo/Townhouse/Apt.

This graphic displays property estimates for a market area and a subject property, where one has been selected. Estimated property values are generated by a valuation model and are not formal appraisals.

Source: Public records, and MLS sources where licensed

Update Frequency: Monthly



October 2025 Active Listings

Orlando, Florida

Single Family + Condo/Townhouse/Apt.

This graphic summarizes key statistics for properties that were in an active status on the last day of each month. RPR uses list date and a derived pending date to determine if the listing was active on the last day of the month. An end-of-month snapshot of active listings helps to understand inventory levels, price points and duration on the market.

Source: Listing sources
Update Frequency: Monthly

Median List Price - \$389,945

↑ 2.9% Month over Month



October 2025 Sold Listings

Orlando, Florida

Single Family + Condo/Townhouse/Apt.

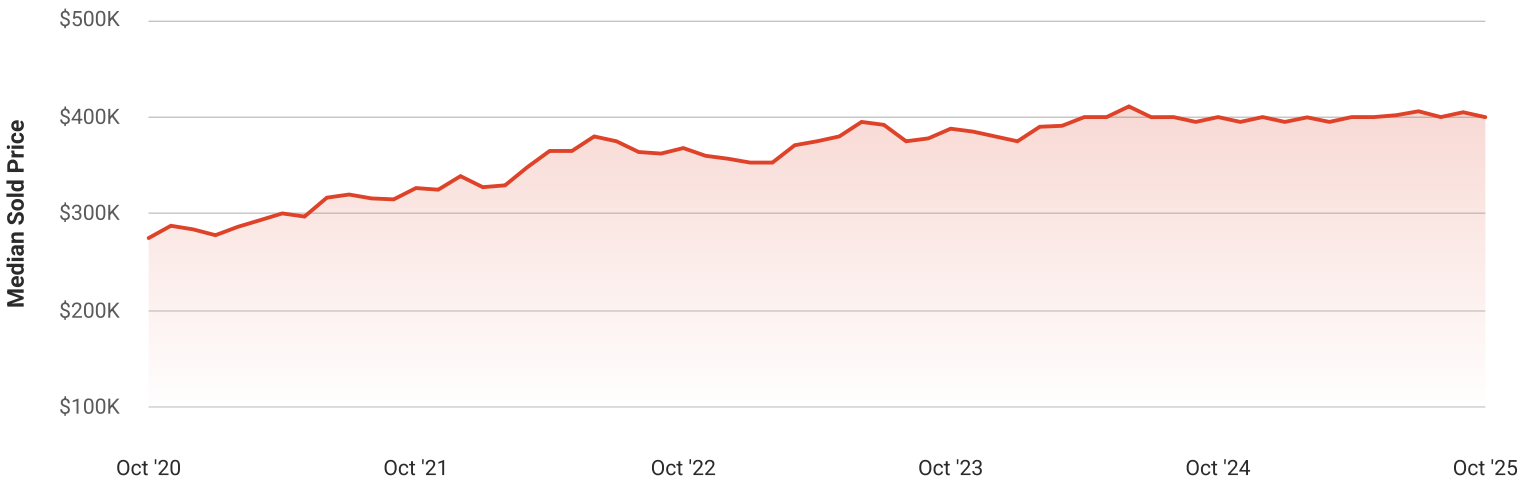
This graphic summarizes key statistics for properties that sold each month. RPR uses a derived sold date to determine when a property moved into a sold status within the given month. These statistics are important for understanding the price points on sold properties as well as the difference between the list price and sold price, which reveals whether buyers are paying over or under the asking price.

Source: Listing sources

Update Frequency: Monthly

Median Sold Price - \$399,900

↓ 1.3% Month over Month



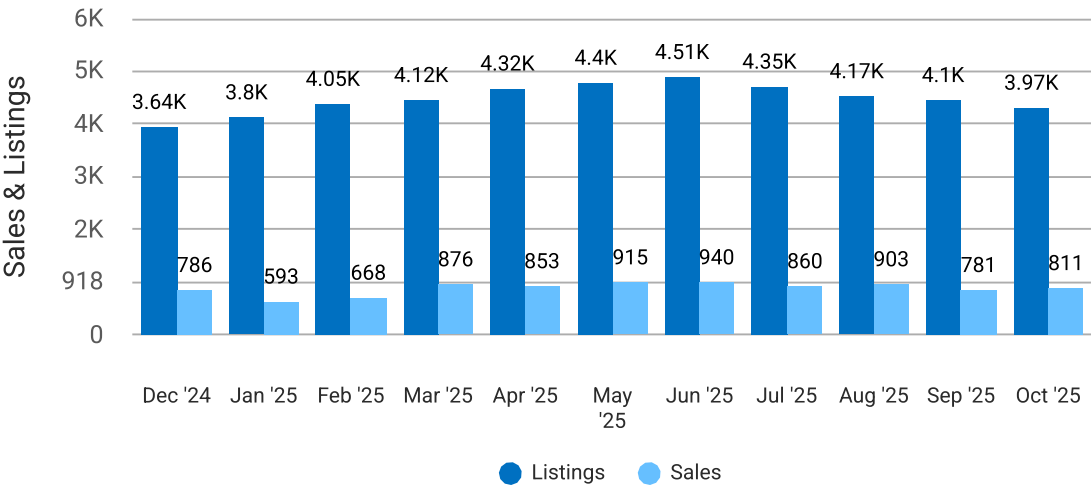
Total Sales and Active Listings

Single Family + Condo/Townhouse/Apt.

This graph compares the number of sales with the number of active listings in the local market.

Source: MLS data where licensed

Update Frequency: Monthly



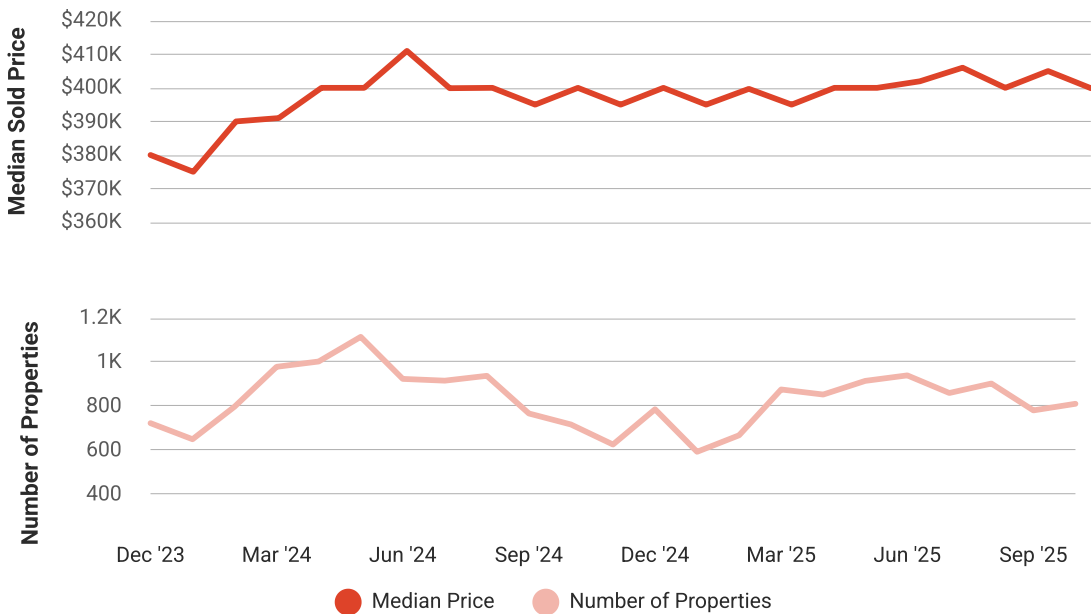
Median Sold Price vs Sold Listings

Single Family + Condo/Townhouse/Apt.

This chart compares the trend of median sold price and number of sold listings for the given location.

Source: Listing Data

Update Frequency: Monthly



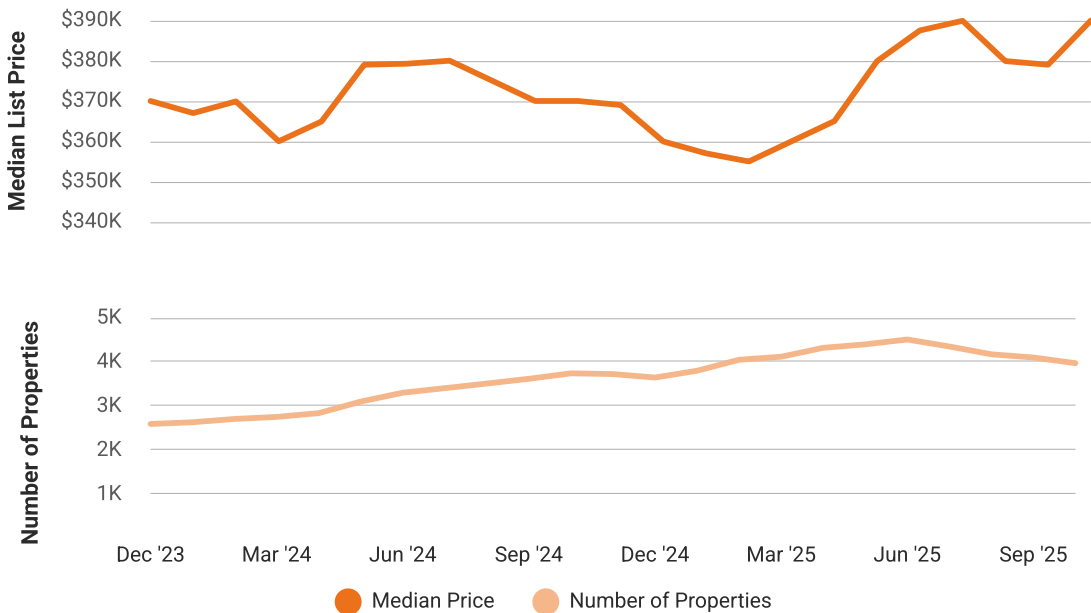
Median List Price vs Active Listings

Single Family + Condo/Townhouse/Apt.

This chart compares the trend of median list price and number of active properties for the given location.

Source: Listing Data

Update Frequency: Monthly



Market Snapshot

Value and Price Changes

	Current	Last Month	Last 3 Months	Last 12 Months	Last 24 Months	Last 36 Months
Median Est. Property Value Last Updated: 11/30/2025	\$405,060	\$405,020 +0.01%	\$402,820 +0.56%	\$406,890 -0.45%	\$393,770 +2.87%	\$382,970 +5.77%
Median Sold Price Last Updated: 10/31/2025	\$399,900	\$405,000 -1.26%	\$406,000 -1.5%	\$400,000 -0.02%	\$388,000 +3.07%	\$368,000 +8.67%
Median List Price Last Updated: 10/31/2025	\$389,945	\$379,000 +2.89%	\$389,900 +0.01%	\$370,000 +5.39%	\$385,900 +1.05%	\$384,450 +1.43%

About this Data: Because some brokerages may choose not to include their MLS listing content within the RPR platform, the analysis contained in this report may not have been created using all the available listing data within this geographical market.

Median estimated property values are generated by a valuation model and are not formal appraisals. Valuations are based on public records and MLS data where licensed. The Metrics displayed here reflect **All Residential Single Family, Condo, Townhouse and Apartment properties** data.

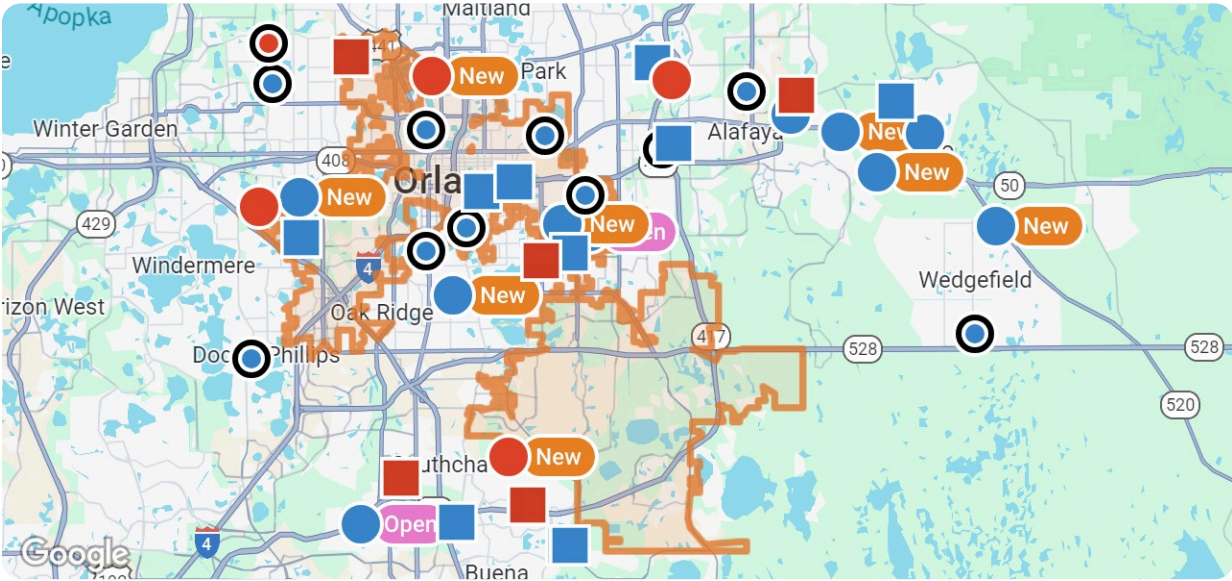
Market Activity

Market Activity Filters

- Sort Order:** Recently updated
- Maximum Properties Per Change Type:** 10
- Change Types:** New Listings, Pending, Closed, Distressed
- Property Types:** Single Family, Condo/Townhouse/Apt
- Property Features:** Sale Price: Any, Lease Price: Any, Beds: Any, Baths: Any, Living Area: Any, Lot Size (acre): Any, Year Built: Any

Summary

For Sale Activity in the Last 3 Months




- Legend
- For Sale
 - For Sale Pending
 - Distressed For Sale or Lease
 - Distressed Pending
 - Recently Closed
 - Distressed










	New	Pending	Closed	Distressed
Number of Properties	10	10	10	10
Lowest Listing Price / Est.Value	\$72,900	\$229,900	\$98,000	\$298,000
Median Listing Price / Est.Value	\$364,425	\$332,250	\$382,395	\$430,410
Highest Listing Price / Est.Value	\$1,599,999	\$950,000	\$2,200,000	\$615,660
Average Price / sqft	\$259	\$266	\$257	\$219
Median Price / sqft	\$246	\$263	\$249	\$229
Average Days in RPR	28	77	85	37
Median Days in RPR	20	35	45	36
Total Volume	\$5,173,448	\$4,157,200	\$5,652,780	\$4,272,954
Source	Listings	Listings	Public Records & Listings	Public Records & Listings

Market Activity Breakdown

New









Source: Listings

New: 10 properties		Property Type	Beds / Baths	Living Area (sq ft)	Lot Size	Year Built	List Date / Days in RPR	List Price / \$ Per Sq Ft	
1		Mardi Gras St Orlando, FL 32833 MLS ID: 06364138	Single Family	4/3	2,927	1.24 acres	2024	12/1/2025 1 day	\$700,000 \$239/sq ft
	● Active / For Sale								
	Listing Courtesy of KELLER WILLIAMS ADVANTAGE REALTY								

New: 10 properties		Property Type	Beds / Baths	Living Area (sq ft)	Lot Size	Year Built	List Date / Days in RPR	List Price / \$ Per Sq Ft
2	 <small>Google</small>	1631 Semon Dr Orlando, FL 32828 MLS ID: 11609122 ● Active / For Sale	Single Family	2/2	—	—	2024	11/18/2025 14 days \$76,900 —/sq ft
Listing Courtesy of Riverside								
3		13632 Youngstown Ave Orlando, FL 32826 MLS ID: 11582454 ● Active / For Sale	Single Family	2/2	—	—	2019	9/29/2025 64 days \$72,900 —/sq ft
Listing Courtesy of Alafaya Palms								
4		1310 N 6th St Orlando, FL 32820 MLS ID: O6353743 ● Active / For Sale	Single Family	3/2	1,110	1.14 acres	1979	10/26/2025 37 days \$279,900 \$252/sq ft
Listing Courtesy of WORTH CLARK REALTY								
5		4012 Brookmyra Dr Orlando, FL 32837 MLS ID: S5135555 ● Active / For Sale	Single Family	5/4	2,828	8,783 sqft	1995	10/7/2025 56 days \$795,000 \$281/sq ft
Listing Courtesy of PROPERTY OUTLET INTERNATIONAL								
6		6043 Lake Pointe Dr, Apt 308 Orlando, FL 32822 MLS ID: O6344088 ● Active / For Sale	Condo/Townhouse/Apt.	3/2	1,764	0.86 acres	1996	9/15/2025 78 days \$289,000 \$164/sq ft
Listing Courtesy of ORLANDO ADVANTAGE REALTY INC								
7		5219 Mystic Point Ct Orlando, FL 32812 MLS ID: TB8441514 ● Active / For Sale	Single Family	4/3	2,287	5,211 sqft	2006	11/7/2025 25 days \$439,849 \$192/sq ft
Listing Courtesy of REALTY OF RIVERVIEW LLC								
8		5526 Parkdale Dr Orlando, FL 32839 MLS ID: O6363933 ● Active / For Sale	Single Family	5/5	4,389	2.23 acres	1957	11/30/2025 2 days \$1,599,999 \$365/sq ft
Listing Courtesy of FORTUNE SMART HOMES REAL ESTATE GROUP LLC								
9		16607 Bearle Rd Orlando, FL 32828 MLS ID: O6363073 ● Active / For Sale	Single Family	4/5	2,078	2.2 acres	2006	12/1/2025 1 day \$800,000 \$385/sq ft
Listing Courtesy of KELLER WILLIAMS CLASSIC								
10		1033 S Hiawasse Rd, Apt 262 Orlando, FL 32835 MLS ID: O6363971 ● Active / For Sale	Condo/Townhouse/Apt.	1/1	627	6,877 sqft	1989	12/1/2025 1 day \$119,900 \$191/sq ft
Listing Courtesy of RE/MAX 200 REALTY								

Pending

Source: Listings

Pending: 10 properties		Property Type	Beds / Baths	Living Area (sq ft)	Lot Size / Year Built	List Date	List Price / \$ Per Sq Ft	Pending Date / Days in RPR
1		984 Alicante Ave Orlando, FL 32807 MLS ID: O6360398 🕒 Pending / For Sale	Condo/Townhouse/Apt.	3/2	1,192	4,760 sqft 1981	11/14/2025 \$249,900 \$210/sq ft	11/23/2025 9 days
Listing Courtesy of KELLER WILLIAMS ADVANTAGE REALTY								
2		3044 Danforth Dr Orlando, FL 32818 MLS ID: O6342148 🕒 Pending / For Sale	Single Family	4/3	2,149	0.4 acres 1989	9/6/2025 \$239,900 \$112/sq ft	10/3/2025 27 days
Listing Courtesy of BLUE LIGHTHOUSE REALTY INC								
3		999 Juel St Orlando, FL 32814 MLS ID: O6361429 🕒 Pending / For Sale	Condo/Townhouse/Apt.	3/3	1,950	3,347 sqft 2003	11/17/2025 \$679,000 \$348/sq ft	11/26/2025 9 days
Listing Courtesy of COMPASS FLORIDA LLC								
4		8248 Limetree Ct Orlando, FL 32836 MLS ID: O6310191 🕒 Pending / For Sale	Condo/Townhouse/Apt.	2/2	1,408	4,306 sqft 1981	5/21/2025 \$400,000 \$284/sq ft	12/1/2025 194 days
Listing Courtesy of LPT REALTY, LLC								
5		4101 S Nashville Ave Orlando, FL 32839 MLS ID: S5135156 🕒 Pending / For Sale	Single Family	3/2	1,200	7,347 sqft 1957	9/22/2025 \$229,900 \$192/sq ft	11/4/2025 43 days
Listing Courtesy of AXEN REALTY, LLC								
6		11618 Sarita Ct Orlando, FL 32817 MLS ID: O6359713 🕒 Pending / For Sale	Single Family	3/2	1,170	5,416 sqft 1988	11/12/2025 \$295,000 \$252/sq ft	11/29/2025 17 days
Listing Courtesy of EXP REALTY LLC								
7		1400 Shady Lane Dr Orlando, FL 32804 MLS ID: O6349332 🕒 Pending / For Sale	Single Family	2/1	768	6,181 sqft 1958	10/4/2025 \$339,500 \$442/sq ft	12/1/2025 58 days
Listing Courtesy of BETTER HOMES AND GARDENS REAL ESTATE MANN GLOBAL P								
8		1123 Vista Palma Way Orlando, FL 32825 MLS ID: TB8405671 🕒 Pending / For Sale	Single Family	4/2	1,186	3,751 sqft 1996	7/10/2025 \$325,000 \$274/sq ft	12/1/2025 144 days
Listing Courtesy of EXIT BAYSHORE REALTY								
9		6005 Bancroft Blvd Orlando, FL 32833 MLS ID: O6287748 🕒 Pending / For Sale	Single Family	5/3	4,160	2.17 acres 2007	3/29/2025 \$950,000 \$228/sq ft	11/30/2025 246 days
Listing Courtesy of KELLER WILLIAMS ADVANTAGE III								

Pending: 10 properties	Property Type	Beds / Baths	Living Area (sq ft)	Lot Size / Year Built	List Date	List Price / \$ Per Sq Ft	Pending Date / Days in RPR
------------------------	---------------	--------------	---------------------	-----------------------	-----------	---------------------------	----------------------------

10



2503 Bethaway Ave
Orlando, FL 32806
MLS ID: O6353376

Pending / For Sale

Single Family

2/2

1,424

9,318 sqft
1955

11/7/2025

\$449,000
\$315/sq ft

12/1/2025
24 days


Listing Courtesy of CHARLES RUTENBERG REALTY ORLANDO

Closed

Source: Public Records and Listings

Closed: 10 properties	Property Type	Beds / Baths	Living Area (sq ft)	Lot Size / Year Built	Closed Date / Days in RPR	Closed Price / \$ Per Sq Ft	List to Sold Price %
-----------------------	---------------	--------------	---------------------	-----------------------	---------------------------	-----------------------------	----------------------

1



8720 Larwin Ln
Orlando, FL 32817
MLS ID: O6293334

Closed / For Sale

Single Family

3/2

2,437

0.29 acres
1980


12/1/2025
212 days

\$510,000
\$209/sq ft

3.02%

Courtesy of TRUSTHOME PROPERTIES INC

2



5500 Devonbriar Way, Apt G206
Orlando, FL 32822
MLS ID: J995573

Closed / For Sale

Condo/Townhouse/Apt.

1/1

580

9,080 sqft
1987


11/4/2025
– days

\$98,000
\$169/sq ft

–

Courtesy of STELLAR NON-MEMBER OFFICE

3



528 Cresting Oak Cir, #8
Orlando, FL 32824
MLS ID: G5104239

Closed / For Sale

Condo/Townhouse/Apt.

2/3

1,303

747 sqft
2006


12/1/2025
6 days

\$238,000
\$183/sq ft

4.42%

Courtesy of MOBED REALTY, PA.

4



14910 Harvest St
Orlando, FL 32824
MLS ID: O6299214

Closed / For Sale

Condo/Townhouse/Apt.

3/3

1,569

1,999 sqft
2025

11/27/2025
176 days

\$409,990
\$261/sq ft

2.38%

Courtesy of KELLER WILLIAMS ADVANTAGE REALTY

5



1011 Lake Davis Dr
Orlando, FL 32806
MLS ID: O6317502

Closed / For Sale

Single Family

4/5

4,163

0.45 acres
1935

12/1/2025
127 days

\$2,200,000
\$528/sq ft

8.33%

Courtesy of KELLER WILLIAMS WINTER PARK

6



17208 Long Boat Ln
Orlando, FL 32820
MLS ID: O6348669

Closed / For Sale

Single Family

5/4

3,808

0.51 acres
2005

12/1/2025
9 days

\$899,000
\$236/sq ft

–

Courtesy of WATSON REALTY CORP

7



751 Oak Manor Cir
Orlando, FL 32825
MLS ID: O6338607

Closed / For Sale

Single Family

3/2

1,096

5,504 sqft
1986

12/1/2025
29 days

\$323,000
\$295/sq ft







0.61%




Courtesy of A PLUS REALTY LLC

Closed: 10 properties		Property Type	Beds / Baths	Living Area (sq ft)	Lot Size / Year Built	Closed Date / Days in RPR	Closed Price / \$ Per Sq Ft	List to Sold Price %	
8		14827 Outfitter St Orlando, FL 32824 MLS ID: O6347814	Condo/Townhouse/Apt.	3/3	1,569	2,000 sqft 2025	11/27/2025 31 days	\$409,990 \$261/sq ft	—
		Closed / For Sale							
		Courtesy of KELLER WILLIAMS ADVANTAGE REALTY							
9		3209 Parkchester Square Blvd, Orlando, FL 32835 MLS ID: S5134304	Condo/Townhouse/Apt.	3/2	1,260	10,644 sqft 2000	11/28/2025 45 days	\$210,000 \$167/sq ft	↓ 4.55%
		Closed / For Sale							
		Courtesy of LA ROSA REALTY LLC							
10		439 Sunrise Ct Orlando, FL 32803 MLS ID: O6306876	Single Family	3/2	1,351	8,300 sqft 1954	12/1/2025 129 days	\$354,800 \$263/sq ft	↓ 0.76%
		Closed / For Sale							
		Courtesy of KELLER WILLIAMS REALTY AT THE PARKS							

Distressed

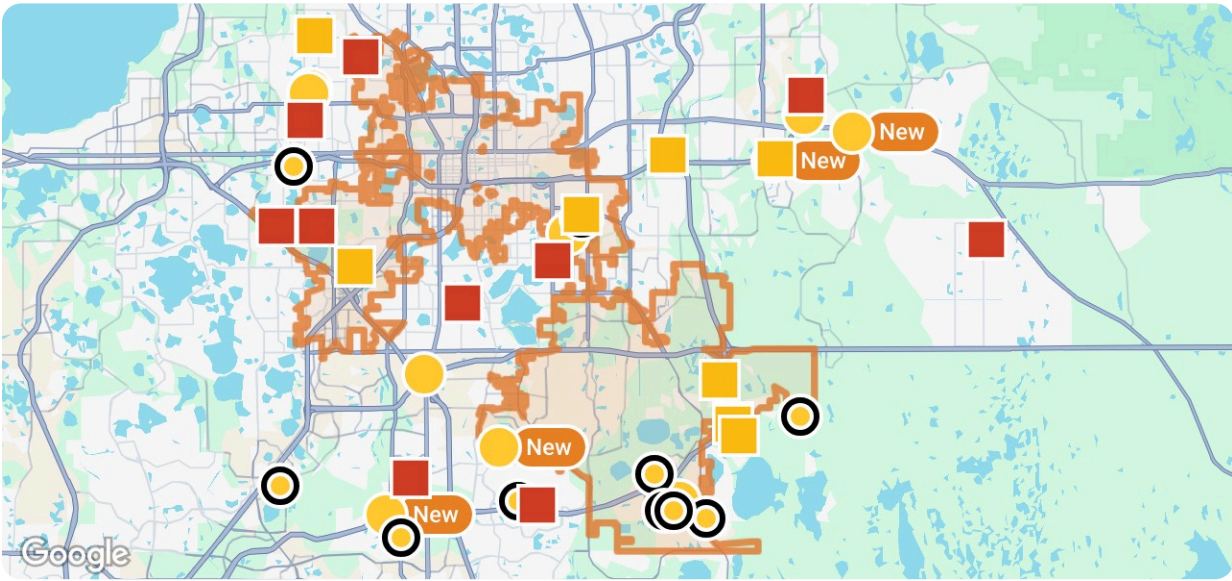
Source: Public Records and Listings

Distressed: 10 properties		Property Type	Beds / Baths	Living Area (sq ft)	Lot Size / Year Built	List Date / Days in RPR	List Price / \$ Per Sq Ft	Distressed Date / Type
1	 <div>9450 Telfer Run Orlando, FL 32817 MLS ID: S5137307 ● Active / For Sale</div> <div>Listing Courtesy of COLDWELL BANKER RESIDENTIAL RE</div>	Single Family	4/3	1,758	10,328 sqft 1992	10/27/2025 36 days	\$399,954 \$228/sq ft	10/6/2025 None
2	 <div>1015 S Palm Ave Orlando, FL 32804 MLS ID: O6364003 ● Active / For Sale</div> <div>Listing Courtesy of ACME REAL ESTATE FLORIDA LLC</div>	Single Family	5/4	2,603	9,661 sqft 1955	12/1/2025 1 day	\$459,900 \$177/sq ft	10/2/2025 Real Estate Owned
3	 <div>12254 Sandy Apple Rd Orlando, FL 32824 MLS ID: S5139186 ● Active / For Sale</div> <div>Listing Courtesy of ROYAL REALTY REAL ESTATE, LLC</div>	Single Family	4/2	1,839	6,190 sqft 2015	12/1/2025 1 day	\$465,000 \$253/sq ft	10/22/2025 None
4	 <div>1368 Countryridge Pl Orlando, FL 32835 MLS ID: O6338725 ● Active / For Sale</div> <div>Listing Courtesy of NEW HEIGHTS REALTY GROUP</div>	Single Family	4/3	2,261	10,310 sqft 1993	8/25/2025 99 days	\$468,000 \$207/sq ft	9/4/2025 None
5	 <div>7737 Rex Hill Trl Orlando, FL 32818 MLS ID: O6351047 ⦿ Pending / For Sale</div> <div>Listing Courtesy of LA ROSA REALTY CW PROPERTIES L</div>	Single Family	4/3	2,675	7,259 sqft 2004	10/9/2025 50 days	\$370,000 \$138/sq ft	9/25/2025 None
6	 <div>2702 Carlisle Ave Orlando, FL 32826 ■ Off Market / Public Record</div>	Single Family	2/1	1,248	6,484 sqft 1985	– – days	– \$239/sq ft	10/21/2025 Notice of Lis Pendens

Distressed: 10 properties		Property Type	Beds / Baths	Living Area (sq ft)	Lot Size / Year Built	List Date / Days in RPR	List Price / \$ Per Sq Ft	Distressed Date / Type	
7		1539 Diamond Falls Way Orlando, FL 32824 Off Market / Public Record	Single Family	4/2	1,976	6,765 sqft 2008	– – days	– \$219/sq ft	10/17/2025 Notice of Lis Pendens
8		4327 Inwood Landing Dr Orlando, FL 32812 Off Market / Public Record	Single Family	3/2	2,311	0.36 acres 1988	– – days	– \$266/sq ft	10/17/2025 Notice of Lis Pendens
9		4751 Lake Ridge Rd Orlando, FL 32808 Off Market / Public Record	Single Family	3/2	1,413	8,244 sqft 1978	– – days	– \$238/sq ft	10/21/2025 Foreclosure Judgment Entered
10		12315 Leeks Ct Orlando, FL 32837 Off Market / Public Record	Single Family	4/2	1,863	10,253 sqft 1992	– – days	– \$230/sq ft	10/17/2025 Notice of Lis Pendens

Summary

For Lease Activity in the Last 3 Months




- Legend**
- For Lease
 - For Lease Pending
 - Distressed
 - Recently Leased

	New	Pending	Closed	Distressed
Number of Properties	10	10	10	10
Lowest Listing Price / Est.Value	\$850	\$1,200	\$1,500	\$207,840
Median Listing Price / Est.Value	\$1,900	\$2,375	\$1,973	\$397,210
Highest Listing Price / Est.Value	\$3,499	\$3,800	\$4,500	\$615,660
Average Price / sqft	\$2	\$2	\$2	\$234
Median Price / sqft	\$2	\$2	\$2	\$234
Average Days in RPR	36	68	43	–
Median Days in RPR	50	35	36	–
Total Volume	\$21,999	\$23,700	\$22,195	\$4,164,430
Source	Listings	Listings	Public Records & Listings	Public Records & Listings

Market Activity Breakdown

New










Source: Listings

New: 10 properties		Property Type	Beds / Baths	Living Area (sq ft)	Lot Size	Year Built	List Date / Days in RPR	List Price / \$ Per Sq Ft								
1		8700 S Orange Blossom Trl Orlando, FL 32809 MLS ID: RX-11130641	Condo/Townhouse/Apt.	1/1	300	300 sqft	1969	10/8/2025 55 days	\$850 mo. \$3/sq ft							
	● Active / For Lease															
	Courtesy of Robert Beyer															

Market Activity Report

Orlando, Florida



New: 10 properties		Property Type	Beds / Baths	Living Area (sq ft)	Lot Size	Year Built	List Date / Days in RPR	List Price / \$ Per Sq Ft
2	 <p>6526 Stardust Ln Orlando, FL 32818 MLS ID: 11521084 ● Active / For Lease</p> <p><i>Courtesy of Groves</i></p>	Single Family	3/2	–	–	2019	10/8/2025 55 days	\$1,850 mo. –/sq ft
3	 <p>2691 Vindale St Orlando, FL 32818 MLS ID: 11496031 ● Active / For Lease</p> <p><i>Courtesy of Groves</i></p>	Single Family	3/2	–	–	2019	10/8/2025 55 days	\$1,850 mo. –/sq ft
4	 <p>13744 Wesleyan Blvd Orlando, FL 32826 MLS ID: 11587591 ● Active / For Lease</p> <p><i>Courtesy of Alafaya Palms</i></p>	Single Family	3/2	–	–	2019	10/8/2025 55 days	\$1,950 mo. –/sq ft
5	 <p>13357 Beebe Aly Orlando, FL 32827 MLS ID: S5136479 ● Active / For Lease</p> <p><i>Courtesy of VARONIA REAL ESTATE, LLC</i></p>	Single Family	3/2	2,017	5,691 sqft	2018	10/13/2025 50 days	\$3,300 mo. \$2/sq ft
6	 <p>3030 Tall Timber Dr Orlando, FL 32812 MLS ID: O6351504 ● Active / For Lease</p> <p><i>Courtesy of EXP REALTY LLC</i></p>	Single Family	3/2	1,724	5,250 sqft	1990	10/14/2025 49 days	\$3,499 mo. \$2/sq ft
7	 <p>712 Crest Pines Dr, Apt 334 Orlando, FL 32828 MLS ID: O6360585 ● Active / For Lease</p> <p><i>Courtesy of AVANTI WAY REALTY LLC</i></p>	Condo/Townhouse/Apt.	2/2	1,013	0.28 acres	1998	11/13/2025 19 days	\$1,850 mo. \$2/sq ft
8	 <p>2616 Carrickton Circle Orlando, FL 32824 MLS ID: 11612714 ● Active / For Lease</p> <p><i>Courtesy of La Rosa Realty Llc</i></p>	Single Family	3/2	1,670	1,610 sqft	2012	11/29/2025 3 days	\$2,500 mo. \$1/sq ft
9	 <p>4132 Hunters Park Ln Orlando, FL 32837 MLS ID: 11612378 ● Active / For Lease</p> <p><i>Courtesy of La Rosa Realty Kissimmee</i></p>	Condo/Townhouse/Apt.	3/3	1,362	3,250 sqft	2005	11/26/2025 6 days	\$2,700 mo. \$2/sq ft
10	 <p>1631 Semon Dr Orlando, FL 32828 MLS ID: 11609133 ● Active / For Lease</p> <p><i>Courtesy of Riverside</i></p>	Single Family	2/2	–	–	2024	11/18/2025 14 days	\$1,650 mo. –/sq ft



Market Activity Report

Orlando, Florida





Pending

Source: Listings

Pending: 10 properties		Property Type	Beds / Baths	Living Area (sq ft)	Lot Size / Year Built	List Date	List Price / \$ Per Sq Ft	Pending Date / Days in RPR
1	 <p>2031 Dixie Belle Dr, #2031 Orlando, FL 32812 MLS ID: 2025018478 🟡 Pending / For Lease</p> <p><i>Courtesy of Hook & Ladder Realty of Central Florida LLC</i></p>	Condo/Townhouse/Apt.	1/1	830	10,019 sqft 1994	11/4/2025	\$1,200 mo. \$1/sq ft	11/30/2025 26 days
2	 <p>7311 Seena Ct Orlando, FL 32835 MLS ID: O6354839 🟡 Pending / For Lease</p> <p><i>Courtesy of LOVELAND PROPERTIES</i></p>	Single Family	2/2	1,007	5,270 sqft 1987	10/22/2025	\$1,850 mo. \$2/sq ft	10/22/2025 – days
3	 <p>12038 Autumn Fern Ln Orlando, FL 32827 MLS ID: S5134877 🟡 Pending / For Lease</p> <p><i>Courtesy of TRIMARCHI REALTY CORP</i></p>	Single Family	4/3	2,455	8,051 sqft 2014	9/17/2025	\$3,800 mo. \$2/sq ft	10/22/2025 35 days
4	 <p>13741 Benavente Ave Orlando, FL 32827 MLS ID: S5133378 🟡 Pending / For Lease</p> <p><i>Courtesy of SUNSHINE REALTY INT'L, INC</i></p>	Condo/Townhouse/Apt.	3/3	1,776	2,426 sqft 2014	8/25/2025	\$2,600 mo. \$1/sq ft	10/13/2025 49 days
5	 <p>11102 Cyrilla Woods Dr Orlando, FL 32832 MLS ID: O6344352 🟡 Pending / For Lease</p> <p><i>Courtesy of VISTA REALTY INVESTMENT</i></p>	Single Family	4/3	2,136	6,695 sqft 2019	9/15/2025	\$2,900 mo. \$1/sq ft	10/20/2025 35 days
6	 <p>13301 Fairway Glen Dr, Apt 203 Orlando, FL 32824 MLS ID: O6352394 🟡 Pending / For Lease</p> <p><i>Courtesy of FLORIDA LIVING REAL ESTATE, INC</i></p>	Condo/Townhouse/Apt.	3/2	1,013	4,641 sqft 2000	10/14/2025	\$1,750 mo. \$2/sq ft	11/11/2025 28 days
7	 <p>2833 Falling Tree Cir Orlando, FL 32837 MLS ID: S5128197 🟡 Pending / For Lease</p> <p><i>Courtesy of MY REALTY GROUP, LLC.</i></p>	Single Family	3/3	1,803	0.29 acres 1991	6/2/2025	\$3,000 mo. \$2/sq ft	10/7/2025 127 days
8	 <p>14051 Helsby St Orlando, FL 32832 MLS ID: O6350108 🟡 Pending / For Lease</p> <p><i>Courtesy of TRUSTHOME PROPERTIES INC</i></p>	Condo/Townhouse/Apt.	3/3	1,353	2,199 sqft 2018	10/6/2025	\$2,150 mo. \$2/sq ft	10/27/2025 21 days
9	 <p>12914 Penn Station Ct, Apt 102 Orlando, FL 32821 MLS ID: S5130226 🟡 Pending / For Lease</p> <p><i>Courtesy of PREMIUM REALTY MANAGEMENT</i></p>	Condo/Townhouse/Apt.	2/2	1,094	5,125 sqft 2003	7/9/2025	\$1,850 mo. \$2/sq ft	11/19/2025 133 days





Pending: 10 properties	Property Type	Beds / Baths	Living Area (sq ft)	Lot Size / Year Built	List Date	List Price / \$ Per Sq Ft	Pending Date / Days in RPR
------------------------	---------------	--------------	---------------------	-----------------------	-----------	---------------------------	----------------------------



10		8573 Pinter St Orlando, FL 32827 MLS ID: O6317549  Pending / For Lease	Condo/Townhouse/Apt.	3/3	1,868	2,326 sqft 2015	6/12/2025 \$2,600 mo. \$1/sq ft	11/13/2025 154 days
Courtesy of BELMONT REALTY								



Closed



Source: Public Records and Listings



Closed: 10 properties	Property Type	Beds / Baths	Living Area (sq ft)	Lot Size / Year Built	Closed Date / Days in RPR	Closed Price / \$ Per Sq Ft	List to Sold Price %
-----------------------	---------------	--------------	---------------------	-----------------------	---------------------------	-----------------------------	----------------------



1		2007 Dixie Belle Dr, #2007 Orlando, FL 32812 MLS ID: S5136703  Closed / For Lease	Condo/Townhouse/Apt.	3/2	1,192	0.25 acres 1994	11/1/2025 8 days – \$2/sq ft	–
Courtesy of ORLANDO RENTS FREE, LLC								



2		8750 Claiborne Ct Orlando, FL 32825 MLS ID: O6336886  Closed / For Lease	Single Family	3/2	1,098	3,928 sqft 1996	10/1/2025 42 days – \$2/sq ft	–
Courtesy of 407 PROPERTIES								




3		5164 Conroy Rd, #17 Orlando, FL 32811 MLS ID: O6347081  Closed / For Lease	Condo/Townhouse/Apt.	2/2	988	7,571 sqft 1988	10/31/2025 16 days – \$2/sq ft	–
Courtesy of FLORIDA CONNEXION PROPERTIES								

4		814 Crest Pines Dr, Apt 935 Orlando, FL 32828 MLS ID: O6340490  Closed / For Lease	Condo/Townhouse/Apt.	2/2	1,013	0.28 acres 1998	9/3/2025 2 days – \$2/sq ft	–
Courtesy of VERANDAH PROPERTIES INC								

5		9362 Flowering Cottonwood Rd Orlando, FL 32832 MLS ID: O6314056  Closed / For Lease	Condo/Townhouse/Apt.	2/3	1,071	4,807 sqft 2005	9/17/2025 108 days – \$2/sq ft	–
Courtesy of PREMIER BROKERS INTERNATIONAL								

6		9390 Flowering Cottonwood Rd Orlando, FL 32832 MLS ID: O6343668  Closed / For Lease	Condo/Townhouse/Apt.	2/3	1,366	7,512 sqft 2006	10/24/2025 30 days – \$1/sq ft	–
Courtesy of IRM INVEST., REAL EST.& MGMT.								


7		9395 Flowering Cottonwood Rd Orlando, FL 32832 MLS ID: S5130341  Closed / For Lease	Condo/Townhouse/Apt.	3/3	1,472	7,512 sqft 2006	9/10/2025 57 days – \$2/sq ft	–
Courtesy of LIFESTYLE INTERNATIONAL REALTY								

Closed: 10 properties		Property Type	Beds / Baths	Living Area (sq ft)	Lot Size / Year Built	Closed Date / Days in RPR	Closed Price / \$ Per Sq Ft	List to Sold Price %
8	 <div>8979 Hildreth Ave Orlando, FL 32832 MLS ID: S5133760 <div><div></div> Closed / For Lease</div></div> <div>Courtesy of NONA LEGACY POWERED BY LA ROSA</div>	Condo/Townhouse/Apt.	3/3	1,687	4,269 sqft 2015	11/15/2025 67 days	– \$1/sq ft	–
9	 <div>6442 Long Breeze Rd Orlando, FL 32810 MLS ID: O6340309 <div><div></div> Closed / For Lease</div></div> <div>Courtesy of FRE ASSOCIATES LLC</div>	Single Family	3/2	1,253	7,875 sqft 1999	9/30/2025 13 days	– \$2/sq ft	–
10	 <div>9727 Mountain Lake Dr Orlando, FL 32832 MLS ID: O6320021 <div><div></div> Closed / For Lease</div></div> <div>Courtesy of PREMIER SOTHEBYS INT'L REALTY</div>	Single Family	5/4	4,204	9,683 sqft 2005	9/10/2025 82 days	– \$1/sq ft	–

Distressed

Source: Public Records and Listings

Distressed: 10 properties		Property Type	Beds / Baths	Living Area (sq ft)	Lot Size / Year Built	List Date / Days in RPR	List Price / \$ Per Sq Ft	Distressed Date / Type
1		2702 Carlisle Ave Orlando, FL 32826 Off Market / Public Record	Single Family	2/1	1,248	6,484 sqft 1985	– – days \$239/sq ft	10/21/2025 Notice of Lis Pendens
2		1539 Diamond Falls Way Orlando, FL 32824 Off Market / Public Record	Single Family	4/2	1,976	6,765 sqft 2008	– – days \$219/sq ft	10/17/2025 Notice of Lis Pendens
3		4327 Inwood Landing Dr Orlando, FL 32812 Off Market / Public Record	Single Family	3/2	2,311	0.36 acres 1988	– – days \$266/sq ft	10/17/2025 Notice of Lis Pendens
4		4751 Lake Ridge Rd Orlando, FL 32808 Off Market / Public Record	Single Family	3/2	1,413	8,244 sqft 1978	– – days \$238/sq ft	10/21/2025 Foreclosure Judgment Entered
5		12315 Leeks Ct Orlando, FL 32837 Off Market / Public Record	Single Family	4/2	1,863	10,253 sqft 1992	– – days \$230/sq ft	10/17/2025 Notice of Lis Pendens
6		5727 Moonlight Cir Orlando, FL 32839 Off Market / Public Record	Single Family	3/2	1,270	9,132 sqft 1981	– – days \$289/sq ft	10/17/2025 Notice of Lis Pendens
7		6927 Nawadaha Blvd Orlando, FL 32818 Off Market / Public Record	Single Family	3/2	1,385	8,258 sqft 1968	– – days \$241/sq ft	10/21/2025 Notice of Lis Pendens

Distressed: 10 properties		Property Type	Beds / Baths	Living Area (sq ft)	Lot Size / Year Built	List Date / Days in RPR	List Price / \$ Per Sq Ft	Distressed Date / Type	
8		6451 Old Park Ln, Unit 407 Orlando, FL 32835 Off Market / Public Record	Condo/Townhouse/Apt.	2/2	1,112	1,099 sqft 2005	– – days	– \$187/sq ft	10/22/2025 Foreclosure Judgment Entered
9		2607 Rangeley Ct Orlando, FL 32835 Off Market / Public Record	Single Family	4/3	2,834	0.32 acres 1990	– – days	– \$198/sq ft	11/24/2025 Notice of Foreclosure Sale
10		2639 Ballard Ave Orlando, FL 32833 Off Market / Public Record	Single Family	4/2	2,526	0.26 acres 2002	– – days	– \$231/sq ft	10/17/2025 Notice of Lis Pendens

About RPR

- RPR® is the nation's largest property database, exclusively for REALTORS®. It empowers REALTORS® to help buyers and sellers make informed decisions, backed by a real estate database covering more than 160 million residential and commercial properties in the United States.
- RPR is a wholly owned subsidiary of the National Association of REALTORS® and a member benefit to REALTORS®.
- RPR's data sources range from MLSs and county-level tax and assessment offices, to the U.S. Census and FEMA, to specialty data set providers such as Esri (consumer data), Niche (school information) and Precisely (geographic boundaries).


Learn More

For more information about RPR, please visit RPR's public website: <https://blog.narrpr.com>




Ancillary Services

Silverline Title and Escrow




<http://exprealty.workplace.com/groups/S...>

IntroLend First Cloud



<http://exprealty.workplace.com/groups/I...>

America's Preferred Home Warranty



<http://exprealty.workplace.com/groups/A...>

NOTE: This communication is provided to you for informational purposes only and should not be relied upon by you. The real estate firm identified in this report is not a mortgage lender. You should contact the identified mortgage company directly to learn more about its mortgage products and your eligibility for such products.

Ancillary Services

Express Offers



<http://exprealty.workplace.com/groups/E...>

Currencies Direct



<http://exprealty.workplace.com/groups/C...>

eXp 360 Tours



<http://exprealty.workplace.com/groups/e...>

The CE Shop



<http://exprealty.workplace.com/groups/T...>

NOTE: This communication is provided to you for informational purposes only and should not be relied upon by you. The real estate firm identified in this report is not a mortgage lender. You should contact the identified mortgage company directly to learn more about its mortgage products and your eligibility for such products.