



exp[®]
REALTY



SELLER'S *Resource Guide*

THE COMPLETE GUIDE TO SELLING YOUR HOME

SELLING YOUR HOME

ABOUT US

Our Team





Eric & Kathryn DeSilva
REALTORS

We are a husband and wife real estate team operating out of Nutley, NJ. Our focus is primarily on single-family homes and investment properties in the North Jersey/NYC-commutable areas.

We are both local Stevens graduates who went into our respective engineering jobs for ten years each! Eric went to work in the finance-tech space, ultimately working on fixed income data product for institutional traders. Kathryn went on to an aerospace manufacturing company, and worked in their project management group.

After several years in industry, we began to dabble in a few real estate investments. Ready to start a family, we shifted to selling residential real estate full-time. Now, we love to use our technical and analytical abilities to work for you, our clients, and ultimately get you into strong and long-lasting investments.

LESS TIME

Our marketing strategy, tech stack and network will maximize your property's exposure to qualified buyers who are interested to know your home.

EASY PROCESS

While we navigate through the complexities of the real estate transaction, you can enjoy a seamless experience.

MORE MONEY

Through attracting the qualified buyers and our guidance, your property will sell for the highest marketable price possible.

Connect With Us



TheDeSilvaRETeam



TheDeSilvaRETeam



TheDeSilvaRETeam

thedesilvateam.com

AGENT *Responsibilities*



EXPERT GUIDANCE

- Research the comps in your area & complete a competitive market analysis to determine the best list price for the sale of your property.
- Make recommendations on potential repairs and cleaning of your property, in order to make your home more attractive to buyers
- Suggest quality professionals, including attorneys, handymen and inspectors
- Guide you in making informed decisions leading to a satisfactory sale.
- Present and respond to all offers in a timely manner.
- Negotiate the best price and terms available, always keeping your specific needs in mind.



RESPONSIVENESS

- Act in good faith at all times
- Adhere to your instructions and concerns
- Return calls & emails promptly
- Closely track dates & deadlines



ACCOUNTING

- Track receipt all earnest money deposits
- Receive and deliver all documents in a timely manner
- Review final settlement statements



LOYALTY

- You are my priority!
- Place your interest above all others
- Keep your personal information strictly confidential
- Ensure you are fully informed



SELLING YOUR HOME

VISUALIZE

Our Success

VISUALIZE *Your Dream Scenario*

What's the one thing that has to happen to make that dream scenario a reality?

How can I make that happen for you?

Why is that important to you?

If we could add just one more thing to make this process even better, what would it be?

Why is that important to you?

THE PROCESS

to Sell Your Home

1

DISCOVERY & RESEARCH

I will tour your home and give my insights on what will help your sale. We discuss the process and develop initial marketing strategies.

2

LISTING APPOINTMENT

We discuss the value of your home, review the calendar of expectations, sign documents and enter into contract. You're ready to list!

3

PRE-LAUNCH

All of our marketing materials are collected. From photography to lock boxes on your home, I make sure everything is prepared for launch day.

4

LAUNCH DAY

It's time! Your home's profile is posted online. A yard sign is placed on your property. All marketing materials we've agreed upon will be rolled out.

5

BUYER PROSPECTING

Consistent exposure of your home is spread across the marketing platforms. All scheduled events are completed via until we reach a sales agreement.

6

SALES AGREEMENT

Once an offer has been made, we will review all terms and conditions and respond as needed.

7

INSPECTIONS

Your buyer will hire an inspector to check your home and is likely to recommend repairs and/or upgrades. We will negotiate on your behalf.

8

LOAN COMMITMENT

The buyer's loan is underwritten and appraisal is performed. All buyer's documentation is verified and wait for approval.

9

CLOSING PREPARATION

The lender's requirements are met and closing has been scheduled. I will review the figures and the buyer has a final walk through of your home usually 24-28 hours prior to closing.

10

CLOSING

The final step! Documents are signed, keys are exchanged and proceeds received. You may cancel your utilities and insurance, and your yard sign is removed from your property.

SELLING YOUR HOME

MARKETING

Your Home



SALABILITY *of Your Home*

The factors that are impacting to the salability of your home are listed below, which include Price Point, Property Condition, Market Conditions and Market Exposure.

I will help to assist you with all of these factors to form a strategy for selling your home quickly and to negotiate the best price.



PRICE POINT

Pricing your home for the current market is important for maximum exposure and a sale.

Factors that determine a property's value:

location, design, amenities, competing properties, economic conditions

Factors that have little or no influence:

price the seller originally paid, amount spent on improvements



PROPERTY CONDITION

The condition of your property will influence the selling price and how quickly it sells.

If repairs are needed and/or professional staging is required, I am there to assist through offering experience, guidance and network of professionals.



MARKET CONDITIONS

The real estate market is always fluctuating. As your agent, I will discuss the pros and cons of listing during varied market conditions.



MARKET EXPOSURE

As an experienced realtor, I understand that market exposure is the key to selling your home quickly and to receive the best offers. My focus is to get the most qualified buyers into your home and in the least amount of time.

With my comprehensive marketing plan, your home will get noticed in any market.

YOUR MEDIA PLAN

Details



PROPERTY BROCHURE

Develop a property brochure to be distributed during property showings



JUST LISTED FLYER

Produce a just-listed flyer to feature during property showings



JUST LISTED POSTCARD

Send a direct mail just-listed postcard to the surrounding area, and similar neighborhoods



COMING SOON & JUST LISTED EMAIL

Send a targeted announcement to my personal database, as well as fellow agents with potential buyers



OPEN HOUSE INVITATION EMAIL

Send targeted emails to surrounding communities and prospective buyers



CUSTOM PROPERTY WEBSITE

Create a dedicated website for your property to support highly targeted marketing efforts



FACEBOOK & INSTAGRAM POSTS

Leverage Facebook and Instagram posts to highlight coming soon, just listed, property features, and upcoming open houses



FACEBOOK & INSTAGRAM STORIES

Leverage Instagram to capture the most compelling features of your home, from architectural photos to property walk-through videos



PAID, BOOSTED FACEBOOK ADS

Leverage boosted ads to reach nearby active and passive buyers

STRATEGIC PROMOTION

Campaigns



COMING SOON CAMPAIGN

- Walk-through and needs analysis
- Professional photography and videography
- Professional yard signage
- "Coming soon" email blast to database
- "Coming soon" social media touch on Twitter, Instagram & Facebook
- "Coming soon" callout campaign to highly qualified buyers



JUST-LISTED CAMPAIGN

- Launch listing on my website, MLS and other syndication websites
- Professional yard signage and takeaway flyers
- "Just listed" email blast to database
- Custom landing webpage and funnel campaign
- "Just listed" callout campaign to highly qualified buyers
- Open house 2-3 days after listing



OPEN HOUSE *Strategy*

Whether or not an open house is where your buyer comes from, they serve a strategic purpose - aggregating interested buyers in a specific geographic area.

By showcasing your property with an open house, or simply leveraging the leads generated at another nearby open house, we will create and target a highly qualified, localized group of buyers.



YARD SIGNS

Placing a yard sign and directional signs on key corners, all with balloons and riders



GETTING ON THE PHONE MORNING OF

The morning of our open house, I will get on my phone to call and text to remind everyone about attending.



SCHEDULING MULTIPLE OPEN HOUSES

Scheduling other open houses in the area in various price ranges to attract the maximum number of interested buyers



MULTIPLE MARKETING METHODS

Distributing fliers, dynamic emails, and a lead-optimized landing page to actively drive buyers to your open house



MULTIPLE MARKETING METHODS

Personally knocking on your neighbors' doors to invite them to attend and tell their friends



CAPTIVATING STAGING

Staging is what creates a "wow factor" when a buyers through the door of your home. It's what creates an emotional response and often influence whether or not an offer is made.



SELLING YOUR HOME

PREPARING

Your Home

PREPARE YOUR HOME

to get the highest offer

Make sure to do or are doing the following in the exterior or interior. This will ensure that we can get you the highest price for your home.



EXTERIOR PREP

- Keep the lawn immaculate
- Prune the bushes, weed the garden, and plant flowers
- Clean and align the gutters
- Pressure wash home siding
- Inspect and clear the chimney
- Repair and replace loose or damaged roof shingles
- Repair and repaint loose siding and caulking
- Keep walks free of ice and snow in winter
- Add colorful annuals near the front entrance in spring and summer.
- Re-seal an asphalt driveway.
- Keep garage door closed
- Apply a fresh coat of paint to the front door
- Buy a new welcome mat

INTERIOR PREP

- Clean every room and remove clutter
- Hire a professional cleaning service while the house is on the market
- Remove items from kitchen counters and closets
- Remove all personal photos from walls
- Re-surfacing soiled or strongly colored walls with a neutral shade
- Apply same neutral color scheme to carpets and flooring
- Check and repair cracks, leaks and signs of dampness in the attic and basement.
- Repair holes or damage to plaster, wallpaper, paint and tiles
- Replace broken or cracked window panes, molding or other woodwork

ONE HOUR SHOW READY

Checklist

There is a possibility while your home is on the market that there will be short-notice showings. Although I'll always try my best to schedule well in advance, a qualified potential buyer could be in the area and wants to add you on their tour once they see your sign.

Here is a checklist you can use to easily get your home ready fast!

1 HOUR SHOW READY CHECKLIST

- Make the beds
- Grab a basket and put personal items of clutter in your car
- Wipe down toilets and put the lids down
- Wipe down all counter tops and sinks & mirrors
- Make sure bathroom towels are clean, match & straight
- Vacuum all carpeted areas, sweep all surfaces
- Sweep front steps, wipe mat & clean front door windows
- Straighten sofa pillows
- Close doors to rooms
- Open all blinds & turn lights on in the house
- Make sure the house temperature is comfortable
- Light scented candles for a fresh and welcoming scent



INFORMATION PREP *Checklist*

Once your home is on the market, it's very important to have information ready to go in case the buyer or lender requests it.

Below is a list of items that buyers, lenders and title companies might request during this phase of selling your home.

INFORMATION PREP CHECKLIST

- Manuals for appliances
- Receipts of work done to the home - including all major & minor renovations
- All keys and garage door openers
- Surveys previously done
- A list of utility providers & average costs per month
- Alarm instructions

HOA COMMUNITIES

- Check in with the HOA to see if there are any restrictions or policies when listing your condo/townhome

If you have any known info regarding:

- Assessments
- Certification Letters
- HOA Covenants



SELLING YOUR HOME

CLOSING

Process



NEGOTIATING THE SALE

Successfully



DISCLOSE EVERYTHING

Be proactive to disclose all known defects to buyers as they will be discovered. Disclose early to avoid legal problems later.

RESPECT THE BUYER

Remember to respect the buyer, as this will be their next home. This is a big decision and they are nervous of any unknowns.



ASK ALL OF YOUR QUESTIONS.

If you have any questions, ask so they can be clarified. Offers may include complicated terminology, and be sure to reference the Real Estate Terms To Know section.

RESPOND QUICKLY

The mood for the buyer to buy is exactly when the offer is made - don't delay!.



MEET HALFWAY

if there are disagreements about small expenses - split the difference and move on.

STAY CALM

Remember to always keep your cool and know that we will come to a happy outcome.



UNDER CONTRACT

Process



OFFER ACCEPTED

Now that you've accepted an offer (!), the Under Contract process will begin. The dates and deadlines to be aware of include:

- Title deadline
- Due diligence
- Inspection
- Appraisal
- Loan conditions

The under contract process can normally take anywhere from 30-60 days.

INSPECTION

Performing an inspection is one of the crucial steps of buying a home. The buyers can decide if they want to do this, which normally they will. The buyer's agent will set up a day/time that works for you to conduct the inspection.



The inspection will generally take 1-4 hours.


After the inspection, the buyer's agent will send inspection objections requesting specific repairs or replacements needed. You can then decide which items to agree to fix, repair, replace or give a credit. Safety and health issues are the most crucial and less room for negotiation.

I will be there to guide and negotiate on your behalf during the inspection process.

APPRAISAL

An appraisal will be required by the lender if the buyer is obtaining a loan. The appraisal could come in low, high, or at value. If the appraisal comes in low, I will be there to guide you on our next moves to make.

Once we have received an appraisal, we wait for the loan conditions deadline for the buyer.



CLOSING *Process*

REMEMBER TO BRING

- A valid government issued picture ID
- Cashiers check for any repairs negotiated to Buyer
- Personal checkbook (just in case)
- House keys to all doors
- Punch codes for gates, fences, door locks, and garage doors
- Garage door opener(s) and any other remotes or devices that control systems
- Mailbox and any other spare keys
- Access information for smart locks, thermostats, doorbells, or appliances



WHAT TO EXPECT

The escrow officer will look over the contract to:


- Determine what payments are owed and by whom and prepare documents for the closing.
- Make sure taxes, title searches, real estate commissions and other closing costs are paid.
- Ensure that the buyer's title is recorded
- Ensure that you receive any money due to you



YOUR COST

Sellers commonly pay the following at closing:


- Mortgage balance and prepayment penalties, if applicable
- Other claims against your property, such as current or past due unpaid property taxes
- Unpaid special assessments on your property
- Real estate commission
- Title insurance policy
- Home warranty, if applicable
- Survey, if applicable



AFTER CLOSING

make sure you keep the following for tax purposes

- Copies of all closing documents
- All home improvement receipts on the home you sold



AVOID THESE COMMON *Seller Mistakes*

GETTING EMOTIONAL

It's hard to say to give the advice to not get too emotional, because after all, it has been your home. In order to make the process as smooth as possible, detach from being the homeowner and become just a salesperson. Look at it as only a transaction from a financial prospective and eliminate all of the emotion from it.

SETTING AN UNREALISTIC PRICE

Setting the right price is the key to selling your home as quickly as possible. Utilize the the comparative analysis tools to determine a fair offering price. Although you may think your home is worth more, remember to set a realistic price inline with comparable properties. If set too high, it's likely to be sitting on the market for a long time.

NOT DEPERSONALIZING

Depersonalizing your home is all about neutralizing, or removing your personal taste from your home decor so that buyers can mentally see themselves moving in. If there are pictures and other personalized pieces, it will be harder for a potential buyer to picture themselves living in the home.

NOT DECLUTTERING & STAGING PROPERLY

A home has a better chance to be sold when staged properly that is clean, neutral interior decor, depersonalized and decluttered. Decluttering will help to show off your home's best assets, maximizing space and highlight organization.

NOT PREPARING FOR THE SALE

Prepare your home so that it is cleaned and staged well to get offers and the best price for your home. Make sure little repairs that you may not think are a big deal (i.e. broken doorknobs) are fixed. Otherwise it might reflect in an offer or reduce your chances of getting any offer.

HIDING MAJOR PROBLEMS

Make sure to fix problems ahead of time or price the property below market price to account for them. Keep in mind that all problems will be revealed during the buyer's inspection. By taking care of repairs before will help to not raise additional doubts or questions on "what else do I need to look for"?

SELLING YOUR HOME

CLIENT *Reviews*



CLIENT TESTIMONIAL

Reviews

NISHA R.



"We had a great experience with Eric! He is professional, responds in a timely manner and he knows the housing market very well! We would recommend using him as a realtor!"

AARON H.



"Eric is your guy! If you are looking for a pragmatic and straightforward approach to buying/selling a home, you found it. Eric understands that a decision of such magnitude has both financial and emotional implications and he is equipped to handle both. He presents you with real information that will help guide you in your decision process. He is incredibly open and honest. You're going to get someone whose genuine concern is that you are making the right decision and are happy about it. There is no pushing. He is even keeled and professional. There was never a time he wasn't available to us and was there helping up and through move in. Highly recommended."

MIKE B.



"As a first-time home buyer, we heavily relied on Eric's expertise and knowledge of properties and the market. Eric patiently guided us through this process for almost 19 months of house hunting until finally landing the right one. We highly recommend you give the DeSilva team a look for your real estate needs. They are one of few in the business that you can put your trust in."

SELLING YOUR HOME

GET IN TOUCH

Contact Info



973.554.3815



thedesilvateam.com



hello@thedesilvateam.com



EXP Realty, LLC
28 Valley Rd Suite 1
Montclair, NJ 07042



facebook.com/thedesilvaREteam



instagram.com/thedesilvaREteam



pinterest.com/thedesilvaREteam