

PRESENTED BY
BETTER WAY HOME



MYBETTERWAYHOME.COM

HYDE PARK

NEIGHBORHOOD | MARKET | LIFESTYLE




TABLE OF CONTENTS



2

EXPLORE

What you need to know about Hyde Park

3

MARKET STATS

What's going on with the housing market

4

NEIGHBORHOOD RANKING

Where Hyde Park falls on the Cincinnati neighborhood scales

5

BEST OF

Must visit local spots in the neighborhood

6

STAY IN THE LOOP

Stay current with all things Hyde Park

7

LET'S CHAT

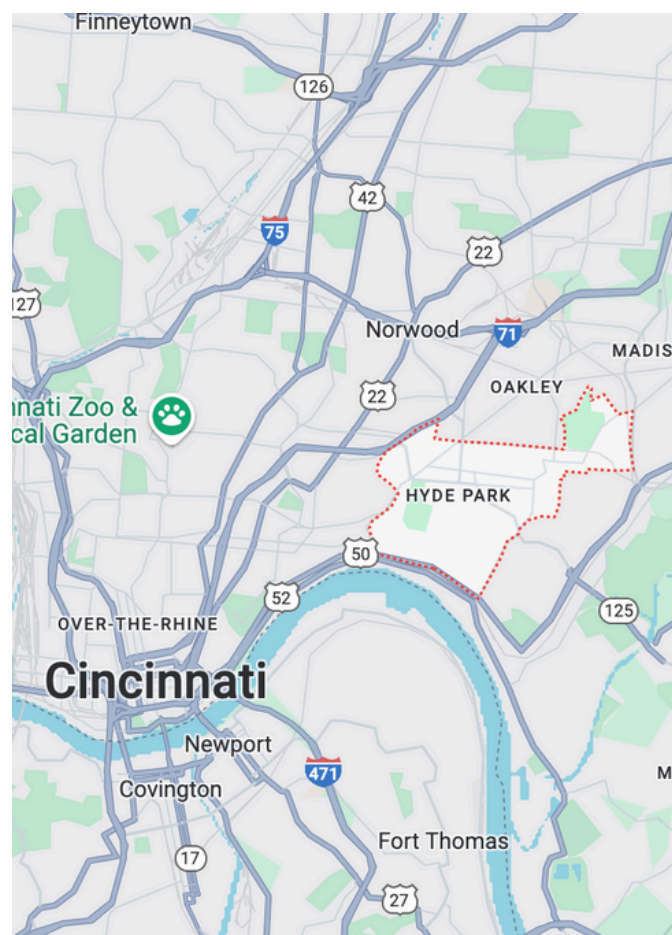
Let's talk about Hyde Park

Hyde Park is one of Cincinnati's most beloved neighborhoods, and for good reason. Just six miles from downtown, it offers a perfect blend of historic charm, vibrant community life, and walkable convenience. At the heart of the neighborhood is Hyde Park Square—lined with locally owned boutiques, coffee shops, restaurants, and a central park where people gather year-round. The homes range from stately century-old builds to sleek new townhomes, giving the area a mix of classic character and modern comfort. Whether you're grabbing coffee on a Saturday morning, strolling through the Square, or spending the afternoon at nearby Ault Park, Hyde Park gives you that small-town feel without ever leaving the city. It's one of the top choices for those looking to settle down in Cincinnati—and we totally get why.

EXPLORE HYDE PARK



Hyde Park is a charming, walkable Cincinnati neighborhood known for its historic homes, local shops, and lively town square.



MARKET STATS

CHECK OUT THE STATS BELOW TO GET AN
IDEA OF WHAT IS HAPPENING
IN THE NEIGHBORHOOD

Housing Trends

Median List Price	\$499,000	Median Sale Price	\$490,000
Median Single Family Sale Price	\$576,250	Median Townhouse Sale Price	\$1,092,500
Median 2 Bedroom Sale Price	\$303,265	Median Change From 1st List Price	0%
Last 12 months Home Sales	187	Median Home Sale Price YoY Change	-4%
Average Price Per Sq Ft	\$281		

Neighborhood Facts

Number of Homes in Neighborhood	3,622	Number of Homes for Sale	21
Median Year Built	1925	Months of Supply	1.30
Average Single Family Home Size Sq Ft Above the national average	2,517 1,938	Average Townhouse Size Sq Ft	2,699
Average 2 Bedroom Size Sq Ft	1,537	Average 1 Bedroom Size Sq Ft	888
Median Lot Size Sq Ft	7,405		

STATS PROVIDED BY HOMES.COM - MAY 2024

On average, homes in Hyde Park, Cincinnati sell after 22 days on the market compared to the national average of 48 days. The median sale price for homes in Hyde Park, Cincinnati over the last 12 months is \$490,000, down 4% from the median home sale price over the previous 12 months.

NEIGHBORHOOD RANKINGS

REPORT CARD:

OVERALL GRADE A

- A+** NIGHT LIFE
- A** GOOD FOR FAMILIES
- A** HEALTH & FITNESS
- B** COMMUTE
- B** DIVERSITY



BEST OF CINCINNATI

#1 OF 43 - BEST NEIGHBORHOODS TO RAISE A FAMILY

#3 OF 43 - BEST NEIGHBORHOODS TO LIVE IN CINCINNATI

#9 OF 7 - BEST NEIGHBORHOODS FOR YOUNG PROFESSIONALS

STATS ACCORDING TO NICHE.COM

BEST OF HYDE PARK




HYDE PARK SQUARE



FARMERS' MARKET



AWAKENINGS COFFEE



ALMS PARK



WANT TO STAY CURRENT AND UP TO DATE ON ALL THINGS HYDE PARK?

BWH

BETTER WAY HOME



real

GET IN TOUCH

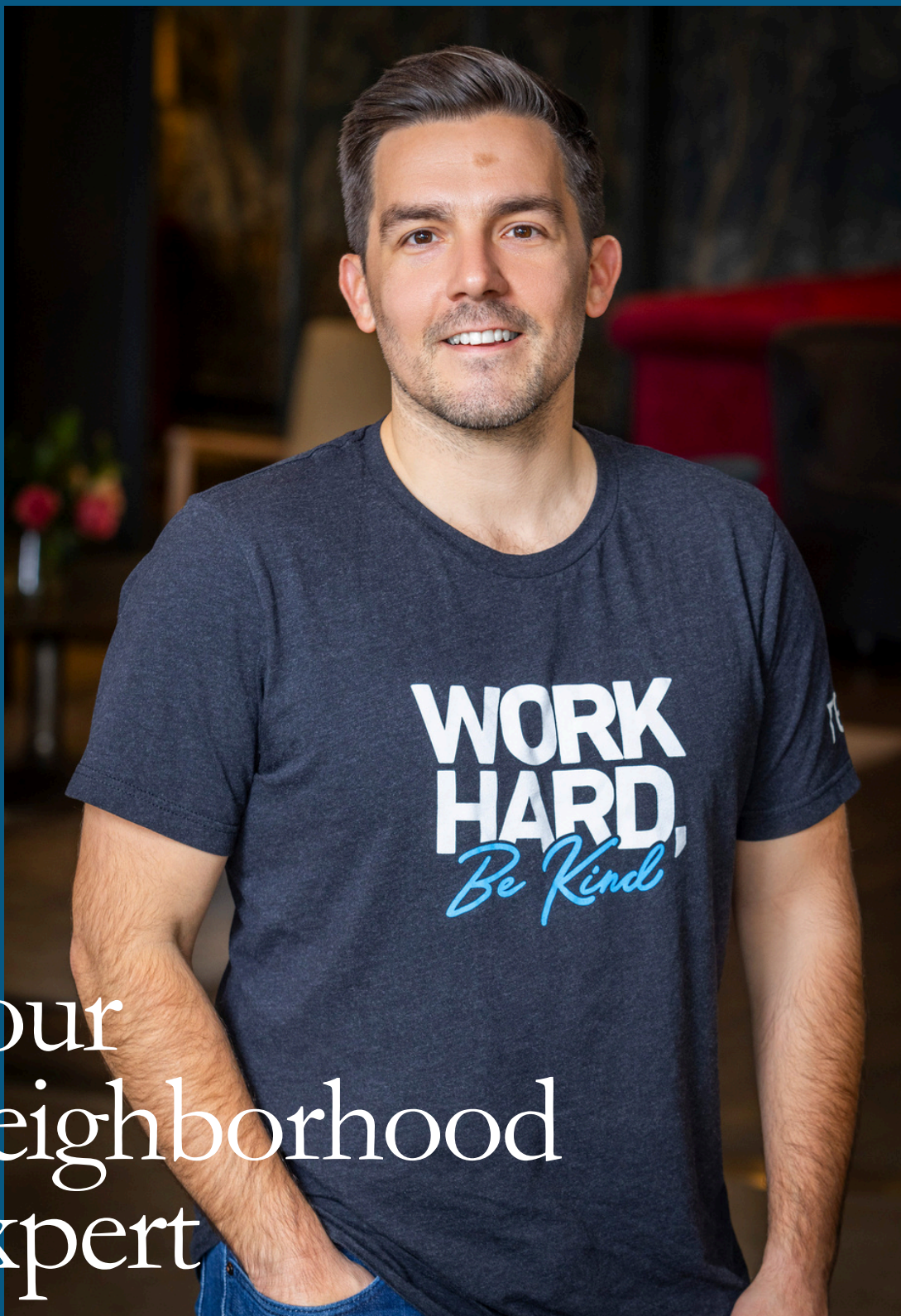
BRAD ACREE
REALTOR

513-916-2363
BRAD@MYBETTERWAYHOME.COM
MYBETTERWAYHOME.COM



SCAN TO EXPLORE LISTINGS,
MARKET INSIGHTS, AND
EVERYTHING YOU NEED TO
KNOW ABOUT THE
NEIGHBORHOOD

**CLICK HERE TO LEARN MORE ABOUT
HYDE PARK**



Your
Neighborhood
Expert

BRAD ACREE

BETTER WAY HOME X REAL

513-916-2363

MYBETTERWAYHOME.COM